Op Data

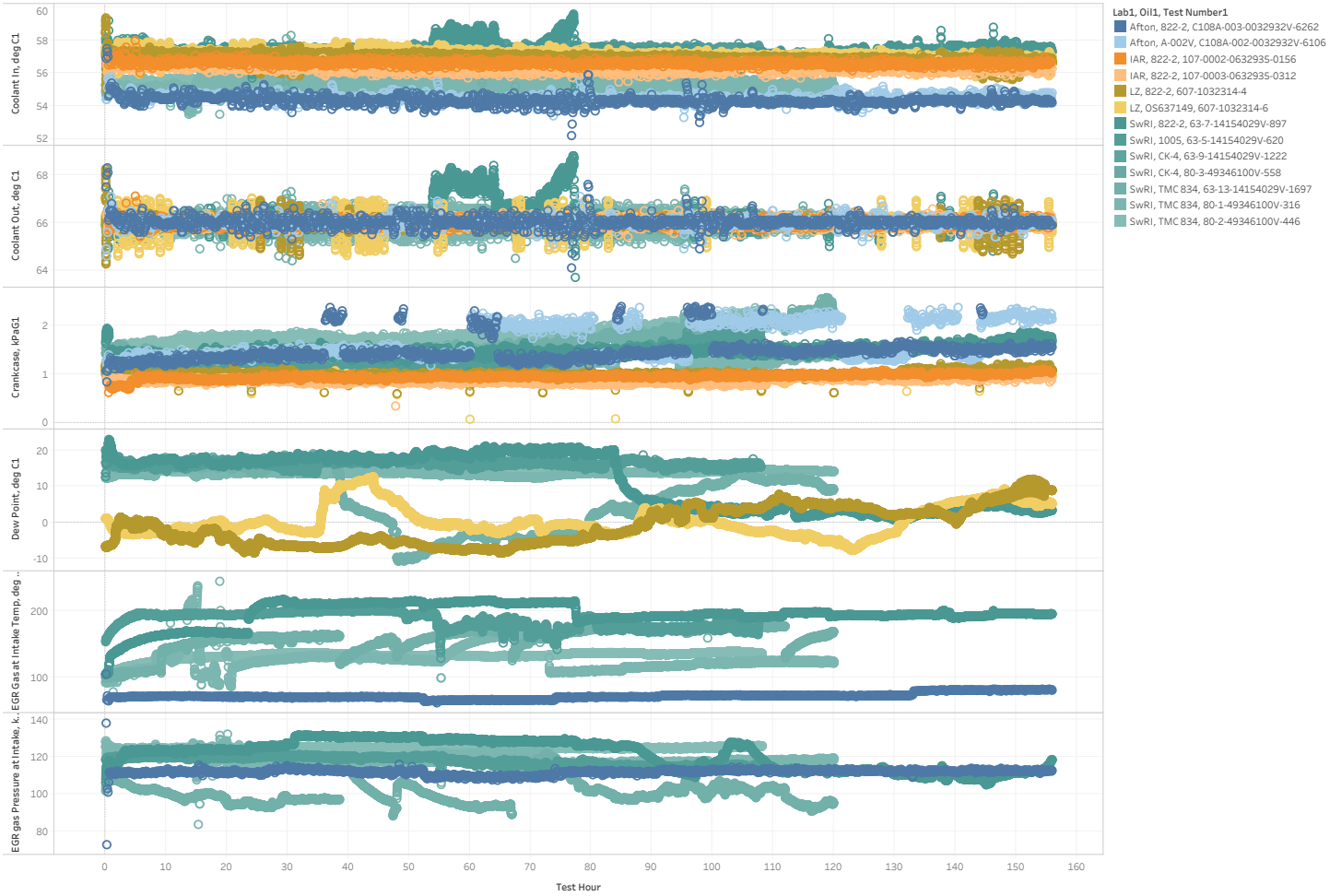

Test Hour vs. Coolant In, deg C1, Coolant Out, deg C1, Crankcase, kPaG1, Dew Point, deg C1, EGR Gas at Intake Temp, deg C1 and EGR gas Pressure at Intake, kPaG1. Color shows details about Lab1, Oil1 and Test Number1. The context is filtered on ProcedureRev, which keeps 25kg/hr. The view is filtered on Test Number1, which keeps 13 of 27 members.

Op Data (2)

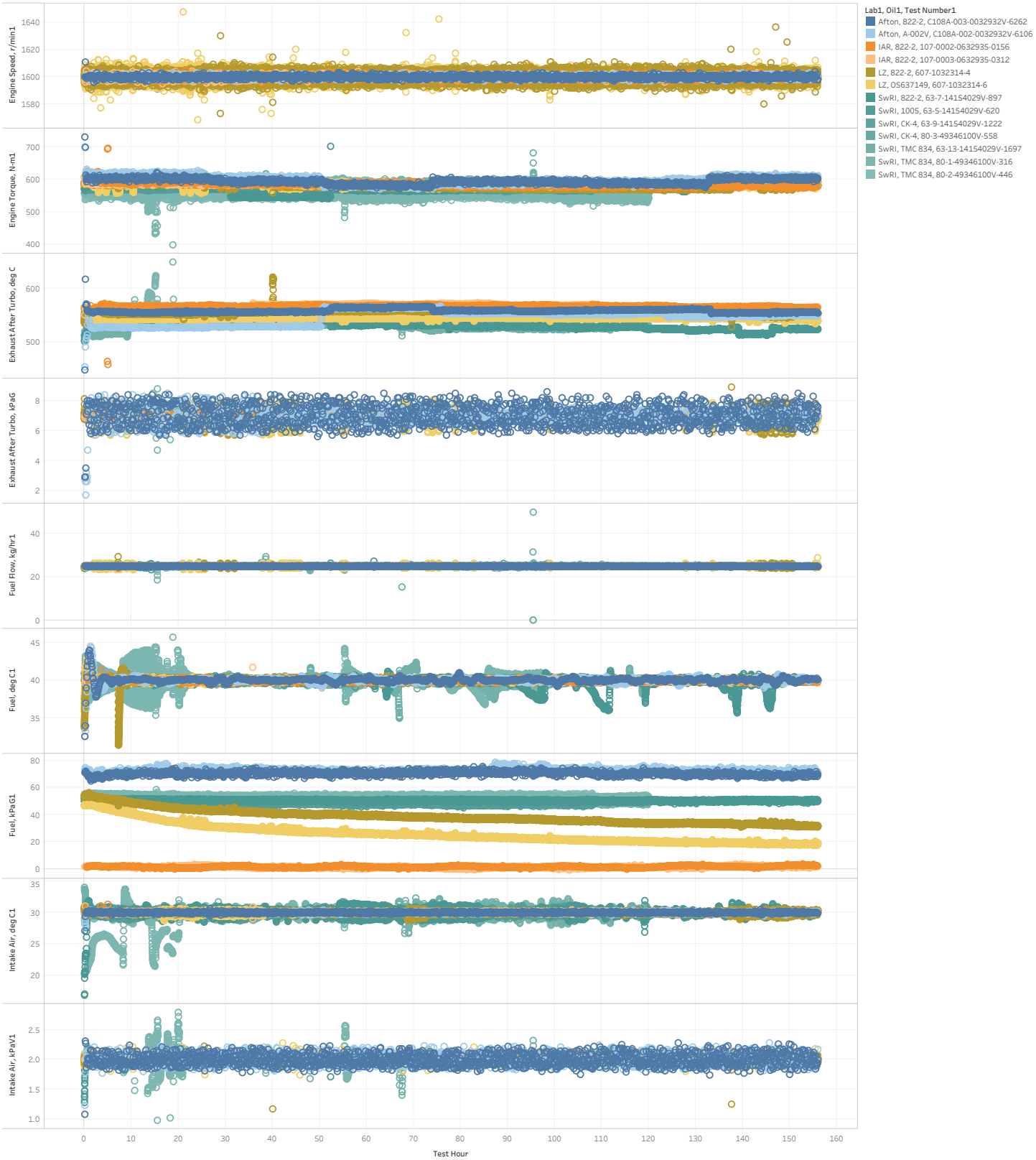

Test Hour vs. Engine Speed, r/min1, Engine Torque, N-m1, Exhaust After Turbo, deg C, Exhaust After Turbo, kPaG, Fuel Flow, kg/hr1, Fuel, deg C1, Fuel, kPaG1, Intake Air, deg C1 and Intake Air, kPaV1. Color shows details about Lab1, Oil1 and Test Number1. The context is filtered on ProcedureRev, which keeps 25kg/hr. The data is filtered on Exclusions (Lab1,Oil1,ProcedureRev,Test Number1), which keeps 13 members.

Op Data (3)



Test Hour vs. Intake Manifold, deg C1, Intake Manifold, kPaA1, Intercooler Outlet, deg C1, Oil Filter Delta, kPaG1, Oil Filter In, kPaG1, Oil Filter Out, kPaG1, Oil Gallery, deg C1, Oil Gallery, kPaG1, Oil Pan, deg C1 and Oil Weight, g1. Color shows details about Lab1, Oil1 and Test Number1. The context is filtered on ProcedureRev, which keeps 25kg/hr. The data is filtered on Exclusions (Lab1,Oil1,ProcedureRev,Test Number1), which keeps 13 members.

Op Data (3)

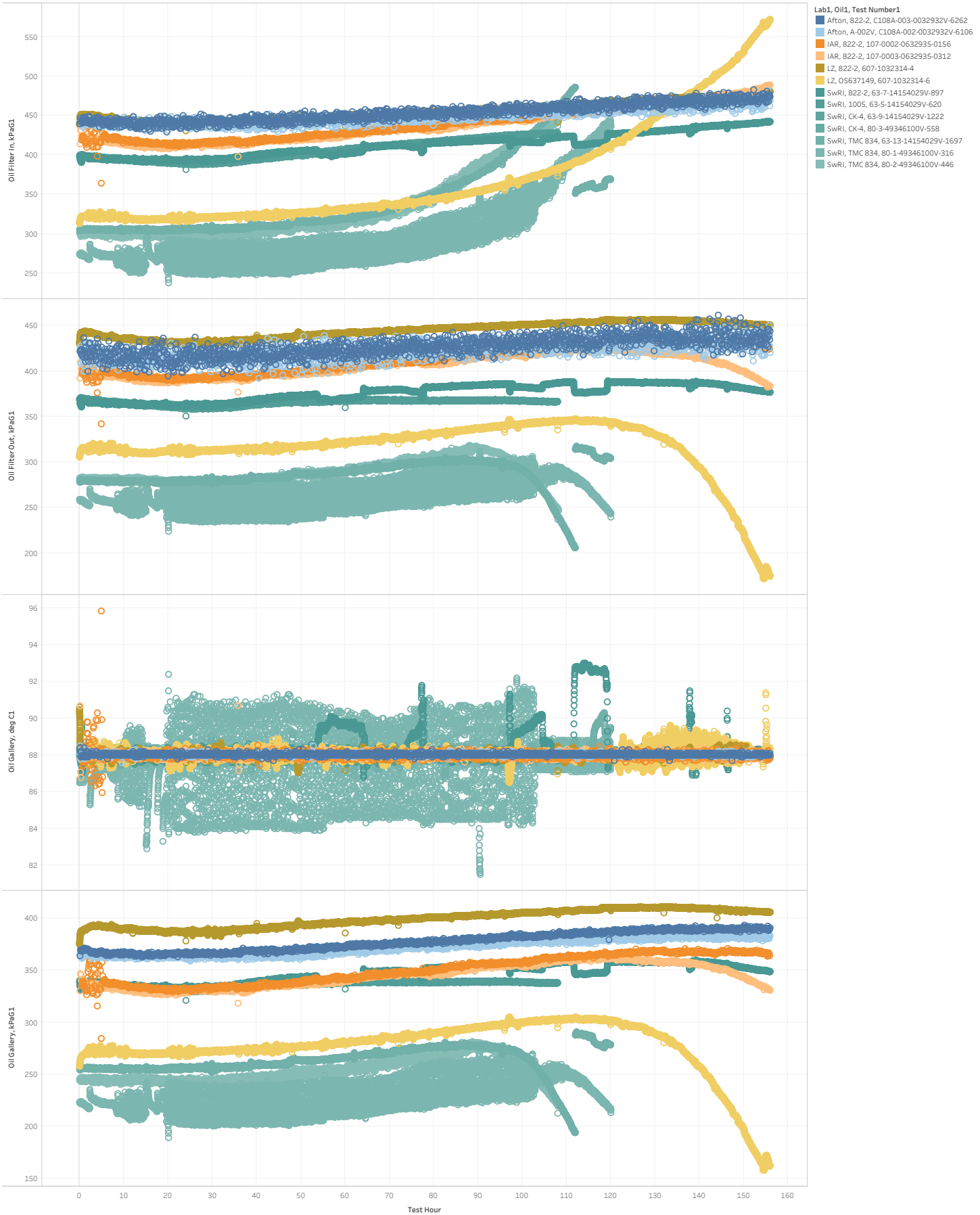

Test Hour vs. Intake Manifold, deg C1, Intake Manifold, kPaA1, Intercooler Outlet, deg C1, Oil Filter Delta, kPaG1, Oil Filter In, kPaG1, Oil Filter Out, kPaG1, Oil Gallery, deg C1, Oil Gallery, kPaG1, Oil Pan, deg C1 and Oil Weight, g1. Color shows details about Lab1, Oil1 and Test Number1. The context is filtered on ProcedureRev, which keeps 25kg/hr. The data is filtered on Exclusions (Lab1,Oil1,ProcedureRev,Test Number1), which keeps 13 members.

Op Data (3)

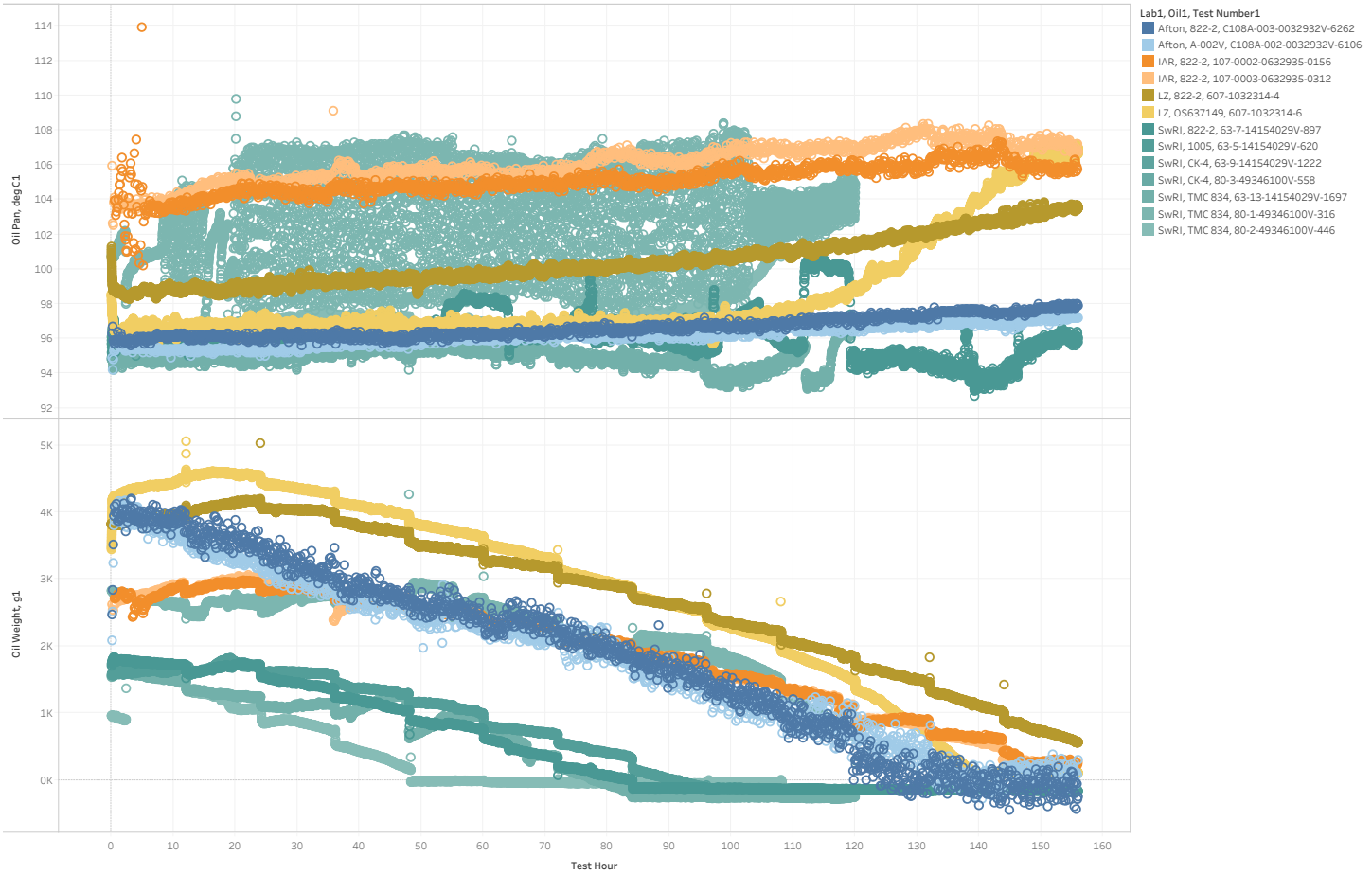

Test Hour vs. Intake Manifold, deg C1, Intake Manifold, kPaA1, Intercooler Outlet, deg C1, Oil Filter Delta, kPaG1, Oil Filter In, kPaG1, Oil Filter Out, kPaG1, Oil Gallery, deg C1, Oil Gallery, kPaG1, Oil Pan, deg C1 and Oil Weight, g1. Color shows details about Lab1, Oil1 and Test Number1. The context is filtered on ProcedureRev, which keeps 25kg/hr. The data is filtered on Exclusions (Lab1,Oil1,ProcedureRev,Test Number1), which keeps 13 members.

Op Data (4)



Test Hour vs. Ambient Temp, deg C, Barometer, kPaA, Blowby, L/min, Calterm Engine Timing, deg1, Compressor Out, deg C1, Compressor Out, kPaG1 and Compressor Out, kPaG 11. Color shows details about Lab1, Oil1 and Test Number1. The context is filtered on ProcedureRev, which keeps 25kg/hr. The data is filtered on Exclusions (Lab1,Oil1,ProcedureRev,Test Number1), which keeps 13 members.

Op Data (5)



Test Hour vs. EGR % Open, EGR Flow, Exhaust CO2, Intake CO2, VGT Position and Calterm Engine Timing, deg1. Color shows details about Lab1, Oil1 and Test Number1. The data is filtered on Exclusions (Lab1,Oil1,ProcedureRev,Test Number1) and ProcedureRev. The Exclusions (Lab1,Oil1,ProcedureRev,Test Number1) filter keeps 22 members. The ProcedureRev filter keeps 25kg/hr.

Op Data (5)

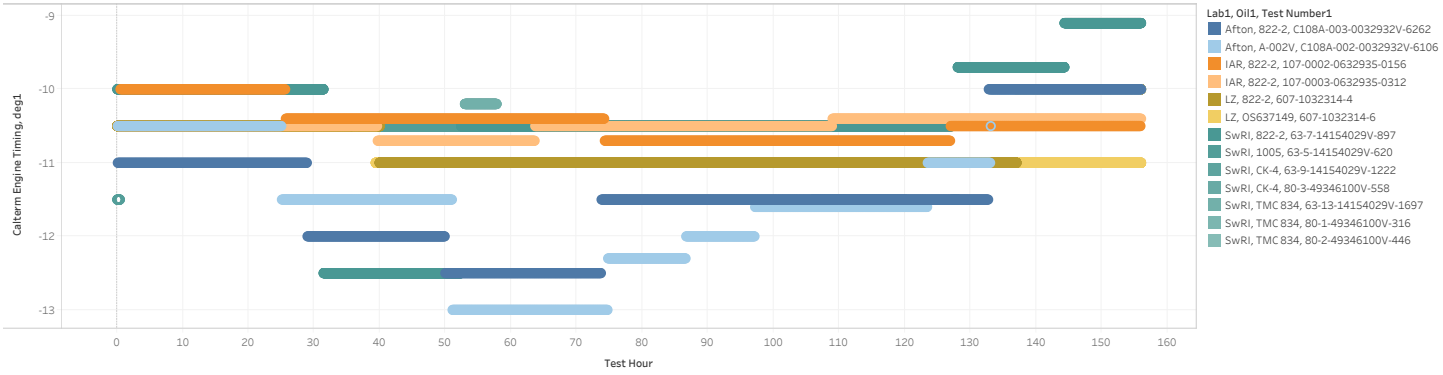

Test Hour vs. EGR % Open, EGR Flow, Exhaust CO2, Intake CO2, VGT Position and Calterm Engine Timing, deg1. Color shows details about Lab1, Oil1 and Test Number1. The data is filtered on Exclusions (Lab1,Oil1,ProcedureRev,Test Number1) and ProcedureRev. The Exclusions (Lab1,Oil1,ProcedureRev,Test Number1) filter keeps 22 members. The ProcedureRev filter keeps 25kg/hr.